

# Hyaluronic Acid Veil ©

## Our Biomatrix Cloak

Raymond E. Turner, Ph.D.

Fmr. Research Affiliate, MIT

[Ret294@nyu.edu](mailto:Ret294@nyu.edu)

### Abstract

*Created in God's image, we as "Believers" are cloaked in the righteousness of Christ ([Gal 3:27](#)). To this end, a shape-shifting and self-assembling hyaluronic acid (HA) veil is our spirit-driven cloak<sup>i</sup> should we choose to engage it. Intentions of the heart and our thoughts allow the Spirit to transform our veiled heart ([2 Cor 3:3](#)). Modern high-precision instruments confirm that the description of the veil by Moses ([Exo 26: 31-35](#)), Ezekiel ([Eze 1: 7-12](#)), and John ([Rev 4: 4-8](#)) matches that found for hyaluronic acid (HA). Like the Hebrew temple, we are also the temple of God and the Spirit of God is in us ([1 Cor 3: 16](#)). Christ, our resurrected and glorified veil, cloaks us in himself ([Heb 6: 9](#)). Jesus said "At that day ye shall know that I am in my Father, and ye in me, and I in you" ([Jhn 20:14](#)). To be clear, Jesus and the Father are "One" ([Jhn 10:30](#)).*

### Cloaking and Entanglement

*[Hyaluronic Acid Synthases and Hyaluronidases form the Extracellular Matrix] spells the acronym<sup>iii</sup> HaShem, <sup>iv</sup>the Hebrew name for God.<sup>v</sup> Scripturally, HaShem writes [engraves]<sup>Strong's G1449</sup> messages on the veil of our heart ([2 Cor 3:3](#)). To escape our eternal death sentence, we must engage the heart, <sup>vi</sup> which behaves like an embedded cloaking device ([1The 2:5](#)). For instance, the veil of our heart anchors our soul ([Heb 6:9](#)), which is covered by the blood---*

life of the flesh ([Lev 17:11](#)). After Christ's sacrifice at the cross, God tore the veil of the temple. However, to enter heavenly places, our soul must be cloaked in the *righteousness of Christ* ([Isa 47:4](#)). God, a discerner of our thoughts and the intent of the heart ([Heb 4:12](#)), views us through Christ ([Col 3:3](#)) in whom we are entangled.



*Figure 1. HA fragments self-assemble during dehydration under the heat of the optical microscope. The pattern emerging*

*resembles that of the Hebrew tabernacle (temple).*

Why is a change of heart critical? The reason is that while "The Blood, The Water, and The Spirit are One on earth ([1 Jhn 5:8](#))," only "The Father, The Son, and The Holy Ghost are One in heaven ([1 Jhn 5:7](#))." Also recall that all things consist in Christ ([Col 1:17](#)). Given this reality, our sole transport from Earth to Heaven is in "The One" who was lifted up as *one* with God ([Jhn 12:32](#)). That said, we must be spiritually entangled in Christ even as he is entangled in us ([Jhn 14:20](#)). We enter the "Gate" ([Mat 7:13](#)) into eternal life by engaging our heart, an internal cloaking device.

It is clear from the *Turner findings* that hyaluronic acid (HA) is our biomatrix cloak powered by thoughts and intent of the heart. Moreover, the veil can store and transfer divine power supernaturally through the *shed* Blood of Jesus. We should now see God's wisdom in creating man in his image.

## Eternal Life Matters

Much has been done to characterize the physical and biological properties of hyaluronic acid fragments.<sup>1 2 3 4 5 6</sup> Despite evidence of its healing properties,<sup>7 8</sup> the reluctance to mix science and faith even in bible college curricula is inexplicable.<sup>9 10</sup> Should "True Believers" in the Gospel ignore this contradiction? What if we found a biblical object that could survive rigorous scientific scrutiny? Suppose such an object described by two witnesses,<sup>vii</sup> is the centerpiece of the Gospel? Incredibly, this gospel was foretold by Isaiah 700 years before the birth of Christ. Despite such proof, it's still doubtful if the scientific community would accept the Gospel.

In any case, the Gospel is hid from those who are lost ([2 Cor 4:3](#)). Despite Isaiah's prophecies

concerning the promised Messiah, Hebrew scholars who knew better gave him up to be crucified.<sup>viii ix</sup> Be that as it may, a measurable object such as the temple veil, is suitable for scientific investigation.

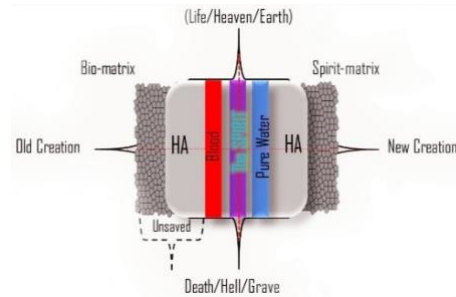


Figure 2. Schematic of how the soul of a "Believer" is transformed into a new creation in Christ.

<sup>1</sup> Turner, R.E., Lin, P.Y., and Cowman, M.K, Archives of Biochemistry and Biophysics, Volume 265, Issue 2, September 1988, Pages 484-495.

<sup>2</sup> Turner, R.E and Cowman, M.K, Archives of Biochemistry and Biophysics, Volume 237, Issue 1, 15 February 1985, Pages 253-260.

<sup>3</sup> Jaime M. Cyphert, Carol S. Trempus, Stavros Garantziotis, "Size Matters: Molecular Weight Specificity of Hyaluronan Effects in Cell Biology", International Journal of Cell Biology, vol. 2015, Article ID 563818, 8 pages, 2015.

<sup>4</sup> Toole BP, Turner RE, Banerjee SD. Hyaluronan-binding protein in chondrogenesis and angiogenesis in the developing limb. Prog Clin Biol Res. 1993;383B:437-44. PMID: 7509488.

<sup>5</sup> Toole B., Banerjee S., Turner R., Munaim S., Knudson C. (1991) Hyaluronan-Cell Interactions in Limb Development. In: Hinchliffe J.R., Hurlle J.M., Summerbell D. (eds) Developmental Patterning of the Vertebrate Limb. NATO ASI Series (Series A: Life Sciences), vol 205. Springer, Boston, MA. [https://doi.org/10.1007/978-1-4615-3310-8\\_30](https://doi.org/10.1007/978-1-4615-3310-8_30).

<sup>6</sup> Turner, R.E. et al., "Role of Hyaluronan Binding Protein in Chondrogenesis," J. Cell Biol. 115 (3, part 2) :447a (Abstract #2598) (1991).

<sup>7</sup> Price RD, Myers S, Leigh IM, Navsaria HA. The role of hyaluronic acid in wound healing: assessment of clinical evidence. Am J Clin Dermatol. 2005;6(6):393-402.

<sup>8</sup> Anderson I. The properties of hyaluronan and its role in wound healing. Prof Nurse. 2001 Dec;17(4):232-5. PMID: 12030177.4. Cornelia Dean (2005, Aug. 23) Scientists Speak Up on Mix of God and Science, *The New York Times*.

<sup>9</sup> Scott J. (2009, October). Believing in God and Evolution. *Inside Higher Ed*. <https://www.insidehighered.com/news/2009/10/14/believing-god-and-evolution>

<sup>10</sup> M. Elizabeth Barnes and Sara E. Brownell, *Sci Educ*. 2018 Jan; 102(1): 36–59. Published online 2017 Nov 15. doi: 10.1002/sce.21317

As previously stated, the veil of our heart behaves like a cloak. When properly engaged, it makes us righteous in the sight of God. <sup>x</sup> Collecting data on a biblically described biomaterial could serve as model for testing other bible-based objects using science. Consider two well respected bible prophets, Moses and Ezekiel. They describe the temple veil pattern in excruciating detail. In addition, the veil is a tangible object within us ([2 Cor 3:3](#)) because we are the temple of God ([1 Cor 3:16](#)). Proof of the Gospel for such a time as this is an eternal life and death matter.

## Our Quantum Bridge

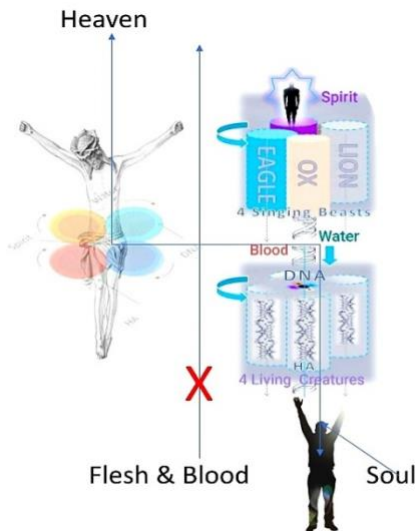


Figure 3. Our Flesh (the veil) and blood cannot enter the Kingdom of God. However, we enter through Christ, who cloaks us in his righteousness.

Christ is our *Gate*<sup>xi</sup> into holy places ([Jhn 14:6](#)). For example, the tearing of the temple veil when Christ died ([Mat 27:51](#)) meant the “Gate” to God’s presence was finally opened ([Jhn 10: 1-38](#)). When Christ was lifted up, he vanished into the clouds. Cloaking into the One, who is Christ ([Col 1:17](#)), suggests a quantum bridge

connecting Spirit, Blood, and “Water” to the heavenly dimension.

Perhaps a quantum bridge theory based on a tangible object such as the veil can be determined using mathematics and science. In this paper we report measureable changes in HA veil patterning that confirm the bible’s account of the Gospel. If these “hidden messages” are not engraved by the Spirit, then by whom? Christ lights the way to God, but the Spirit takes us there. Definitive proof of a veil should include images of cherubim, who guard the East Gate of Eden ([Gen 3:24](#)). Did our original image shift due to sin? If so, then spiritual healing could yield measurable evidence within the veil <sup>xii</sup> (flesh). Recall that we are in Christ and he in us even as the Father is in him ([Jhn 14:20](#)).

In this paper we prove that the fine twined linen veil of blue, purple, and scarlet that hung in the Hebrew temple is a pattern of hyaluronic acid, a carbohydrate chain molecule. As the Redeemed, God [engraves] <sup>Strong’s G1449</sup> his messages on the veil of our heart ([2 Cor 3: 3](#)). Moreover, cherubim self-engraved into the nanofiber mesh of dehydrating HA fragments suggest our veil may be a quantum bridge into paradise.

## Materials and Methods

The average HA sample sizes commercially obtained were HA2.4K, HA50K, and HA~144-150K. Some sample sizes were enzymatically produced from hyaluronic acid polymer ([R. E. Turner et al, 1988](#)). Hyaluronidase<sup>xiii</sup> enzyme is used to control the average HA chain length. Samples are dissolved in aqueous solution and applied to glass sides as droplets. Hydro-images are obtained from droplets during dehydration under the heat of an optical microscope. Samples are observed and photographed. In this way, *hydro-images* <sup>xiv</sup> can be correlated with the degree of HA hydration if desired.

A variety of analytical methods were used at MIT to characterize HA fragments in the dehydrating state. They include: Atomic Force Microscopy, Spin Dipping PEML, LEXT 3D Laser Confocal Microscopy, XPS, Electrospray, Scanning Electron Microscopy, Transmission Electron Microscopy, FTIR, UV/IR Spectroscopy, Cell Culture, Phase Contrast Microscopy, and associated relevant procedures and techniques. Images obtained are compared to biblical accounts of the Gospel. Experimental details are reported in *The Genesis Molecule 2012*<sup>11</sup> with an overview of Turner's findings appearing in [Hyaluronic Acid Temple Veil](#) (2019).<sup>12</sup>

Note on Ezekiel's Wheels: Mol. Modeling

(See [Fig. 6](#) of [Original paper](#)<sup>9</sup>)

## Results



Figure 4. HA fragments are biblically correct and represent the flesh (the veil) of Christ. The pattern

of the heavenly temple veil is replicated in the Hebrew temple veil and in us.<sup>xv</sup> Veil patterning demonstrates that the Spirit resonates between the heart of man and the God of Heaven. All research is performed using the sodium salt of hyaluronic acid ( $C_{14}H_{21}NaNO_{11}$ )  $n$ , where  $n=2$  to  $n=25,000$ .

Hyaluronic acid (HA) fragments during dehydration were characterized using "state of the art" precision instruments. When biblical details of the temple veil are compared to

Turner's findings, it becomes clear that the pattern of the veil in us is hyaluronic acid. Totally digested HA polymer works best during dehydration under the heat of an optical microscope. HA fragments behave like tiny windmills as they collide and interlock into exotic biomatrix patterning.



Figure 5. A microscale to nanoscale cherub formed from dehydrating HA fragments while being photographed is typical of hydro-images. This cherub illustrates the total

Gospel. Creating this result is humanly impossible. (The top 2 cherubim wings are shown in the appendix (figure 4). For more detail [see website](#).

Results show that the description of the physical veil that hung in the Hebrew temple was a pattern of the veil in us. Another verification of the Gospel veil patterning by HA can be found in the excruciating detail given by Ezekiel. From Ezekiel Chapter 1, his "wheel in a wheel" description compare with John's description in Revelation where the four living creatures gain two more wings. Not only are these things confirmed, but also the four faces of a lion, an eagle, an ox, and a man as well.

Unexpectedly, dehydrating fragments of HA under the heat of the optical microscope reveal hydro-images of the Gospel. Each episode is clear and unambiguous. They depict the resurrection, the Hebrew temple patterning, the throne room, and the life of Christ. Without a doubt, these results show that only an omniscient, omnipresent, and omnipotent God could have known the intricate nanoscale

<sup>11</sup> Raymond E. Turner, *The Genesis Molecule 2012*, Lulu.com Publisher (e-book available on Amazon.com)

<sup>12</sup> R. E. Turner, [Hyaluronic Acid Temple Veil](#) (2019).

molecular structure of hyaluronic acid (HA) thousands of years ago.

## Discussion



Figure 6. *Various images of dehydrating HA fragments show intricate and elaborate patterning, which most likely occur within living*

*creatures. Conscious beliefs and faith of the observer probably influence observables in the laboratory.*

Research on hyaluronic acid fragments by this author shows a molecular *shape-shifter* patterned after the Hebrew temple veil. It is possible that an observer during image capture can influence the results. Quantum entanglement may bridge trans-dimensional gates between heaven and earth. In this way, any intent of the heart would be instantaneously detected within the heavenly veil.<sup>xvi</sup> The lack of an unbeliever as a control in these experiments is compensated for by the highly accurate descriptions given by two witnesses, Ezekiel and Moses. For example, God gave Moses direct instructions on how the veil was to be designed and hung within the temple. Ezekiel had a vision of the veil in transport, and in the book of Revelation John shares his vision of a glorified veil around the throne of God. Independent researchers show in Figure 6 of Haxaire's paper,<sup>13</sup> the exact patterning of the veil described by [Ezekiel 1: 7-12](#). Perhaps the most stunning result is an HA fragment cube engraved with the

<sup>13</sup> Katia Haxaire, Isabelle Braccini, Michel Milas, Marguerite Rinaudo, Serge Pérez, Conformational behavior of hyaluronan in relation to its physical properties as probed by molecular modeling, *Glycobiology*, Volume 10, Issue 6, 1 June 2000, Pages 587–594. See figure 6 at

temple version of Christ's life (See image 3, figure 7 in the appendix).

To reiterate, HA fragments self-assemble into hydro-images that depict accurate Gospel episodes. The Spirit transforms the HA veil of our heart ([2Cor 3:3](#)) into the image of God complete with engraved cherubim. Based on our faith and belief in Christ ([Jhn 3:16](#)), we are cloaked in his righteousness ([Rom 9:30](#)). The wound healing ability of hyaluronic acid strengthens these findings.<sup>14</sup> In fact, the *Spirit* in the middle of the wheels directs DNA and the Citric Acid Cycle during *biomatrixgenesis*.<sup>xvii</sup> Upon death, our soul can enter holy places. These results prove beyond any doubt that we the temple of God and hyaluronic acid (HA) is our temple veil.

## Appendix



Figure 7. *These hydro-images represent a few of those formed from dehydrating HA fragments. During solvent removal, self-assembling fragments resemble nanoscale heat engines as they jockey for position. Hydro-mages are visualized real time, photographed, and examined for "hidden messages".<sup>xviii</sup> Notice the story told within the 2 cherubim wings. For more detail [see website](#).*

## Confirmation of Ezekiel's Wheels

<https://theobiology.com/wp-content/uploads/2019/08/Haxaire-Eze.jpg>

<sup>14</sup> Neuman, M. G., R. M. Nanau, L. Oruña-Sanchez, and G. Coto. "Hyaluronic Acid and Wound Healing". *Journal of Pharmacy & Pharmaceutical Sciences*, vol. 18, no. 1, Jan. 2015, pp. 53-60, doi:10.18433/J3K89D.

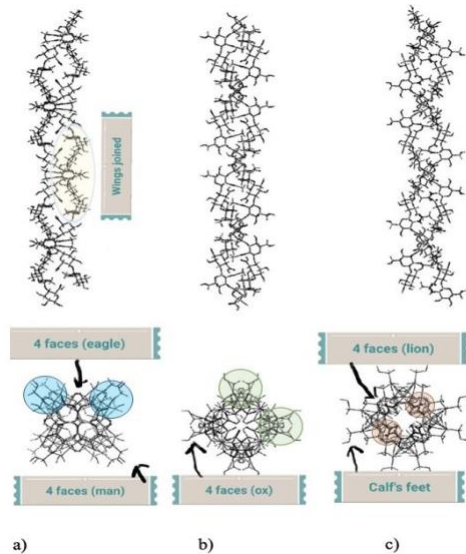


Figure 8. HA modeling data published by independent researchers prove that hyaluronic acid is a pattern of [Ezekiel's wheels](#). Readers are urged to closely scrutinize published images to see for themselves the perfect correlation with [Ezekiel 1: 7-12](#). (See ref. 13, [figure 6](#))

## About the Author

The author won best chemistry dissertation for his work on hyaluronic acid (HA) physical properties. Upon graduation, Dr. Turner was inducted into Sigma XI by the chemistry faculty at the now New York University School of Engineering. After authoring and co-authoring papers on the solution and cellular properties of hyaluronic acid, Turner returned to research after a long hiatus. During his three-year appointment at the Center for Materials Science and Engineering at MIT, he investigated the size dependence of HA on biomatrix self-assembly in vitro (biomatrixgenesis). Today he reports on his ground breaking discovery that HA is a pattern of the temple veil within us ([1 Cor 3:16](#)). The Turner Findings are reported in his eBook, [Hyaluronic Acid Temple Veil](#)© (2019). Also see Turner's Memoir, [Major Obsession](#)© (2013).

<sup>i</sup> Another word for cloak is veil. HA is a self-assembling spirit-driven veil, which can be altered based on the intent of the heart and conscious beliefs and thoughts of the individual.

<sup>ii</sup> The reference to HA as a cloak results from its behavior during biomatrixgenesis. During biomatrix self-assembly in vivo, HA veils the heart, a type of cloaking device activated by thoughts and intentions.

<sup>iii</sup> HaShem is an acronym for the true research expression, *Hyaluronic Acid Synthases and Hyaluronidases form the Extracellular Matrix*

<sup>iv</sup> HaShem literally means "the name" and it is the Hebrew name for God, YHVH. The instantaneous recreation of the veil, coined *biomatrixgenesis*, appears susceptible to the Spirit and the will of God. According to 2 Corinthians 3:3, God can discern our thoughts and the intent of the heart .

<sup>v</sup> The Name of God and the Image of God and Man: A Response to David Clines by Francis Land First Published May 1, 1981 Research Article in Sage Journals.

<https://doi.org/10.1177/0040571X8108469902>

<sup>vi</sup> The heart is the light of the spirit and Jesus Christ is that light. Without eyes, our body will stumble and

fall. Likewise without the Light of Christ in our hearts, we will stumble and fall in the darkness of sin.

<sup>vii</sup> Ezekiel had a vision of the veil 700 years after Moses got a full description of the veil directly from God 3300 years ago.

<sup>viii</sup> The Gospel according to Isaiah 53: Encountering the suffering servant in Jewish and Christian theology, Darrell L Bock, Mitch Glaser, Kregel Academic, 2012.

<sup>ix</sup> To see and not perceive: Isaiah 6.9-10 in early Jewish and Christian interpretation, Craig A Evans, A&C Black, 1989

<sup>x</sup> The Blood, the water, and the Spirit are one on earth (1 John 5:8) while the Father, the Son, and the Holy Spirit are one in heaven (1 John 5:7). This implies that we must be one in Christ as the Father is one in him (John 14:20) if we are to be resurrected unto eternal life.

<sup>xi</sup> The East Gate is referenced several times by Ezekiel, who seems to suggest that Christ will return to Jerusalem in victory through the East Gate ( Ezekiel 43:1-5).

<sup>xii</sup>Our flesh is a veil and our body is a temple. Recall that Christ warned that "if this temple is destroyed, it would be rebuilt in three days." ([Jhn 2:19](#)).

---

<sup>xiii</sup> Commercial hyaluronidases are available at Sigma Aldrich of high purity. Various average chain sizes are produced by controlling HA digestion times while other factors are constant.

<sup>xiv</sup> “Hydro-images” is the label given to images captured of dehydrating HA fragments in aqueous solutions. As samples are being observed, they can be photographed at any during dehydration. Images are later examined for any “hidden messages.”

<sup>xv</sup> The Spirit is in the flesh (the veil) and makes us a child of God. Consider Romans 8:9, John 6:63, and 1Corinthians 12:13. A change in the heart of a

believer could cause a change in the nanoscale patterning of the veil.

<sup>xvi</sup> Penrose and Hamerhoff has done a lot of research in this area, which is often referred to as quantum consciousness. Here is a [link to some of their work](#).

<sup>xvii</sup> Biomatrixgenesis is a term coined by Turner to describe the self-assembly of HA segments in vitro. It is believed that such assembly is guided by the spirit within living creatures.

<sup>xviii</sup> An acknowledgement to the late Dr. Masuru Emoto, who discovered “hidden messages in water crystals.